










消火栓・発信機の設備タイプ

タイプ	外観	内部	内容
A	 <p>Exterior view of a white fire hydrant cabinet. It features a red emergency alarm button at the top, a red fire hydrant handle in the middle, and a fire instruction manual at the bottom with the text '消火栓' and numbers 1, 2, 3.</p>	 <p>Interior view showing a fire hose reel with a white hose and a nozzle, mounted on a metal frame. A red fire hydrant handle is visible on the left side.</p>	<ul style="list-style-type: none"> ・発信機 (消火栓ポンプ起動スイッチ兼用) ・消火栓
B	 <p>Exterior view of a white fire hydrant cabinet, similar to type A, with a red emergency alarm button, a red fire hydrant handle, and a fire instruction manual.</p>	 <p>Interior view showing a fire hose reel with a white hose and a nozzle, mounted on a metal frame. A red fire hydrant handle is visible on the left side.</p>	<ul style="list-style-type: none"> ・発信機 (消火栓ポンプ起動スイッチ兼用) ・消火栓 ・連結送水管放水口<消防署用> (ホース/ノズル無し)
C	 <p>Exterior view of a white fire hydrant cabinet. It has a red emergency alarm button, a red fire hydrant handle, and a fire instruction manual. A red label at the top reads '非常コンセント 消防署専用'.</p>	 <p>Interior view showing a fire hose reel with a white hose and a nozzle, mounted on a metal frame. A red fire hydrant handle is visible on the left side. A red label at the top reads '非常コンセント 消防署専用'.</p>	<ul style="list-style-type: none"> ・発信機 (消火栓ポンプ起動スイッチ兼用) ・消火栓 ・連結送水管放水口<消防署用> (ホース/ノズル有り)
D	 <p>Exterior view of a white fire hydrant cabinet. It features a red emergency alarm button and a red fire hydrant handle.</p>		<ul style="list-style-type: none"> ・総合盤 (発信機・地区ベル) (消火栓ポンプ起動スイッチ兼用)
E	 <p>Exterior view of a white fire hydrant cabinet. It features a red emergency alarm button at the top and a blue circular fire hydrant handle in the center.</p>	 <p>Interior view showing two red fire hydrant handles mounted on a metal frame.</p>	<ul style="list-style-type: none"> ・連結送水管放水口<消防署用> (ホース/ノズル無し)

新多摩川ハイム 1号棟 消防設備配置図

◎:避難ハッチ設置

◎1501	A	1502	1503		1504	1505	A	◎1506
◎1401	C	1402	1403	C	1404	1405	C	◎1406
◎1301	A	1302	1303		1304	1305	A	◎1306
◎1201	A	1202	1203		1204	1205	A	◎1206
◎1101	C	1102	1103	C	1104	1105	C	◎1106
◎1001	A	1002	1003		1004	1005	A	◎1006
◎901	A	902	903		904	905	A	◎906
◎801	B	802	803	B	804	805	B	◎806
◎701	A	702	703		704	705	A	◎706
◎601	A	602	603		604	605	A	◎606
◎501	B	502	503	B	504	505	B	◎506
◎401	A	402	403		404	405	A	◎406
◎301	A	302	303		304	305	A	◎306
◎201	B	202	203	B	204	205	B	◎206
101	A	102	103		104	105	A	106

新多摩川ハイム 2号棟 消防設備配置図

◎:避難ハッチ設置

◎1501	A	1502	1503		1504	1505	A	1506	1507		1508	1509		1510	1511	A	◎1512
◎1401	C	1402	1403	C	1404	1405	C	1406	1407	C	1408	1409	C	1410	1411	C	◎1412
◎1301	A	1302	1303		1304	1305	A	1306	1307		1308	1309		1310	1311	A	◎1312
◎1201	A	1202	1203		1204	1205	A	1206	1207		1208	1209		1210	1211	A	◎1212
◎1101	C	1102	1103	C	1104	1105	C	1106	1107	C	1108	1109	C	1110	1111	C	◎1112
◎1001	A	1002	1003		1004	1005	A	1006	1007		1008	1009		1010	1011	A	◎1012
◎901	A	902	903		904	905	A	906	907		908	909		910	911	A	◎912
◎801	B	802	803	B	804	805	B	806	807	B	808	809	B	810	811	B	◎812
◎701	A	702	703		704	705	A	706	707		708	709		710	711	A	◎712
◎601	A	602	603		604	605	A	606	607		608	609		610	611	A	◎612
◎501	B	502	503	B	504	505	B	506	507	B	508	509	B	510	511	B	◎512
◎401	A	402	403		404	405	A	406	407		408	409		410	411	A	◎412
◎301	A	302	303		304	305	A	306	307		308	309		310	311	A	◎312
◎201	B	202	203	B	204	205	B	206	207	B	208	209	B	210	211	B	◎212
101	A	102	103		104	105	A	106	107		108	109		110	111	A	112

新多摩川ハイム 5号棟 消防設備配置図

◎:避難ハッチ設置

◎1501	A	1502	1503		1504	1505	A	1506	1507		1508	1509		1510	1511	A	◎1512
◎1401	C	1402	1403	C	1404	1405	C	1406	1407	C	1408	1409	C	1410	1411	C	◎1412
◎1301	A	1302	1303		1304	1305	A	1306	1307		1308	1309		1310	1311	A	◎1312
◎1201	A	1202	1203		1204	1205	A	1206	1207		1208	1209		1210	1211	A	◎1212
◎1101	C	1102	1103	C	1104	1105	C	1106	1107	C	1108	1109	C	1110	1111	C	◎1112
◎1001	A	1002	1003		1004	1005	A	1006	1007		1008	1009		1010	1011	A	◎1012
◎901	A	902	903		904	905	A	906	907		908	909		910	911	A	◎912
◎801	B	802	803	B	804	805	B	806	807	B	808	809	B	810	811	B	◎812
◎701	A	702	703		704	705	A	706	707		708	709		710	711	A	◎712
◎601	A	602	603		604	605	A	606	607		608	609		610	611	A	◎612
◎501	B	502	503	B	504	505	B	506	507	B	508	509	B	510	511	B	◎512
◎401	A	402	403		404	405	A	406	407		408	409		410	411	A	◎412
◎301	A	302	303		304	305	A	306	307		308	309		310	311	A	◎312
◎201	B	202	203	B	204	205	B	206	207	B	208	209	B	210	211	B	◎212
101	A	102	103		104	105	A	106	107		108	109		110	111	A	112

新多摩川ハイム 6号棟 消防設備配置図

◎:避難ハッチ設置

◎1401	C	1402	1403	C	1404	1405	C	◎1406
◎1301	A	1302	1303		1304	1305	A	◎1306
◎1201	A	1202	1203		1204	1205	A	◎1206
◎1101	C	1102	1103	C	1104	1105	C	◎1106
◎1001	A	1002	1003		1004	1005	A	◎1006
◎901	A	902	903		904	905	A	◎906
◎801	B	802	803	B	804	805	B	◎806
◎701	A	702	703		704	705	A	◎706
◎601	A	602	603		604	605	A	◎606
◎501	B	502	503	B	504	505	B	◎506
◎401	A	402	403		404	405	A	◎406
◎301	A	302	303		304	305	A	◎306
◎201	B	202	203	B	204	205	B	◎206
101	A	102	103		104	105	A	106